














June



Theme	Monday	Tuesday	Wednesday	Thursday	Friday	Special Notes
Caterpillars				1 Caterpillar Egg Counting 	2 Bubble Art Children will use straws and paint to create bubble art.	Letter of the Week: Jj
Father's Day/ Camping/ Fishing	5 Foil Painted Campfire 	6 Campfire Letter Dot Teacher will show children a letter and children will use an orange dot marker to dot the matching letter on their sheet.	7 Campsite Counting 	8 Graham Cracker Dust Tracing Children will use a marshmallow to trace letters in graham cracker dust	9 Create a Campsite 3D Art 	Letter of the Week: Jj
Occupations/ Community Helpers	12 K is for Kite. Children will use construction paper, and glue to create a Kite for the letter "K"	13 Community Helper Number Tower Mats 	14 Firemen Handprints Children will use paint, construction paper, glue, and their hands to create firemen handprints.	15 Community Helper Number Puzzle 	16 Clip The Sound Children will say the sound of the picture and will use clips to the corresponding sound.	Letter of the Week: Kk
Transportation	19 Closed	20 Letter L llama Children will be using construction paper, glue and googly eyes to turn the letter L into a llama	21 Vehicle Cutting  Water Day! 	22 Painting with Cars Children will dip toy cars in paint and roll them on their paper to make a picture	23 Stoplight Craft 	Letter of the Week: Ll
Construction	26 Geometric Lego Blueprints Children will use blue construction paper, leggos, and white paint to create geometric Lego blueprints.	27 Road Shapes 	28 Popsicle House Children will use popsicle sticks, glue, and paper to make a house.	29 Alphabet Letter Puzzles Children will put together the missing pieces of each letter. Water Day! 	30 Block Painting Children will use blocks and paint to create block painting.	Letter of the Week: Mm