





















NOVEMBER



Theme	Monday	Tuesday	Wednesday	Thursday	Friday	Special Notes	
Happy Harvest	Monkey Count and sort 	1 Silk Leaf Pumpkins 	2 Hand Print Leaf Art 	3 Scarecrow Faces 	4 Happy Little Acorns Children will decorate their acorns with googly eyes and markers	Letter li	
Maps/Globe/Travel	7 J is for Jaguar 	8 Plane Craft 	9 Air Transport 	10 Oh the places we'll go! Children will make a hot air balloon out of a dixie cup and paper squares!	11 	Letter Jj	
My Community	14 K is for Kiss 	15 Community Bracelets 	16 Recycle Station Art Children will use tissue paper to create a recycle truck station	17 Paper Plate Police Car 	18 Create Your Teacher 	Letter Kk	
Thanksgiving	21 Paint Splat Turkey 	22 Coffee Filter Turkeys 	23 Thanksgiving Break		24 	25 	Letter Kk
Thanksgiving	28 M is for Monster 	29 Potato Masher Corn Using a potato masher, children will paint their corn with yellow, red and orange paint. They will glue on corn ears after.	30 Shape Scarecrow 	29 Cheerios Cob 	30 Cutting Letter M 	Letter Ll	