














Orange Room  
Ms. Iris

# October



CHALK Preschool  
Tarzana

Theme	Monday	Tuesday	Wednesday	Thursday	Friday	Special Notes
<b>Fire Safety</b>	<b>3 Firetruck Painting</b> 	<b>4 Firefighter Mosaic Hat</b> Children will cut the firefighter hat and decorate with mosaic.	<b>5 Fire Station Pasting</b> 	<b>6 911 Ripping and Tearing Craft</b> 	<b>7 Fire Dog</b> Children will receive a circle, two ovals and a fire hat, to create a fire dog.	<b>Letter Ee</b>  <b>Star of the Week: Jordan</b>
<b>Nightlife/Nocturnal Animals</b>	<b>10 Raccoon Painting</b> 	<b>11 Bat Shape Craft</b> Children will cut their shape by their choice to create a bat shape.	<b>12 Paper Plate Fox</b> 	<b>13 Hedgehog Fork Painting</b> Children will use plastic fork to paint the spines on a hedgehog template.	<b>14 Night Creatures Collage</b> 	<b>Letter Ff</b>  <b>Star of the Week: Ariana</b>
<b>Outer Space</b>	<b>17 The Solar System Collage</b> Children will paint with glitter paint and paste the planets	<b>18 Space Shuttle Name Craft</b> 	<b>19 Astronaut Craft</b> 	<b>20 Puffy Moon</b> Children will use shaving cream to create a puffy moon.	<b>21 Alien Ship Paper Plate</b> 	<b>Letter Gg</b>  <b>Star of the Week Arshia</b>
<b>Halloween</b>	<b>24 Trick or Treat Bag</b> 	<b>25 Witch Paper Plate</b> 	<b>26 Jack O' Lantern Collage</b> Children will use different types of craft materials to create their own jack o' lantern.	<b>27 Ghost Painting</b> 	<b>28 Salt Painted Spider Web</b> We will dye the salt with food coloring and children will design their spider web by drawing with a squeezable bottle glue and sprinkle the dyed salt.	<b>Letter Hh</b>  <b>Star of the Week Matteo</b>
	<b>31</b>  <b>Halloween Parade at 10:30</b>					<b>Letter li</b>  <b>Star of the Week Rex</b>