
















Theme	Monday	Tuesday	Wednesday	Thursday	Friday	Special Notes
			1 Time for your Eye Test! Children will be giving an eye test chart and will call out what letter they see. They will then place the corresponding letter to match using round stickers.	2 Brush your Teeth! 	3 Listening to different heartbeats Do people and animals have the same heartbeat? What about babies and grownups? Let's listen and guess!	Letter of the Week: Ww
Weather	6 Wind 	7 Rainbows Children will make a rainbow windsock with paint, paper, and rainbow colored streamers.	8 Feed the Cloud 	9 Rain Drop Name 	10 Thunderstorms 	Letter of the Week: Xx
St. Patrick's Day	13 Sand Letter Tracing 	14 Rainbow Number Beading 	15 Letter Mats 	16 Lowercase Letter Match On a clover template, children will match green stickers with letters to the letters on the clover.	17 Muffin Pan of Gold 	Letter of the Week: Yy
Spring	20 Kites 	21 Butterflies 	22 Flower Patterns Children will complete a two-part pattern in a flower themed activity.	23 Plant Life Cycle 	24 Greenhouse 	Letter of the Week: Zz
Wetlands/Pond	27 Letter "A" Trace Children will use dry erase markers and erase board to write the letter of the week.	28 Goldfish on Lilies 	29 Paper Plate Frog Children will paint a plate green. Then glue on a black mouth and big green and white eye cutouts with a long red tongue!			