






















Theme	Monday	Tuesday	Wednesday	Thursday	Friday	Letter of the Week
Farmers Market	1. Famers Market Basket 	2 Veggie/Fruit Stamp 	3 Happy Peas 	4 Fruit Collage <p>Children will use pieces of tissue paper and paper scraps to create their favorite fruit.</p>	5 Eat the Rainbow 	Ee
Mother's Day/Families	8 Special Project 	9 Family Name Writing <p>Using a whiteboard and a guide, children will write down names in their family (Uncle, Grandpa...etc.)</p>	10 Tape Resist Mom 	11 I love you to Pieces 	1 Flower Puzzles 	Ff
Insects	15 Caterpillar Names 	16. Chrysalis Creations <p>Children will create the next step in the metamorphosis process. We'll make the chrysalis to show kids what happens after the caterpillar is done eating loads of flowers and plants.</p>	17 Butterfly Match 	18 Butterfly Count 	19 Paper Plate Ladybug 	Gg
Gardens	22 H for Hive 	23 Flower Petal Counting 	24 Still life Painting <p>Children will paint a still life painting of flowers in a vase provided in front of them.</p>	25 Dandelion 	26 Garden Seeds Number 	Hh
Insects	29 Closed Memorial Day 	30 I for Insect 	31 Tape Resist Ant 			Ii