

















March



Theme	Monday	Tuesday	Wednesday	Thursday	Friday	Special Notes
			1 Fruits and Veggies Stamp 	2 Healthy vs Unhealthy Food Children will create a chart sorting the healthy and unhealthy foods.	3 Pineapple Bubble Wrap Painting 	Letter of the Week: Ww Sight Word: you
St. Patrick's Day	6 Rainbow Name Children will cut a cloud, and write each letter of their name in each rainbow pieces to spell their name.	7 Subtraction Children will work on subtraction, and will use coins to count. They will then use a marker to practice writing the number.	8 St. Patrick Wreath 	9 Leprechaun Craft 	10 Gold Coin Painting 	Letter of the Week: Xx Sight Word: are
Weather	13 Tornado Sensory Bottle Children will create a tornado sensory bottle and draw what happens during a tornado.	14 Hurricane Painting 	15 Making Snow Children will make snow with baking soda, and hair conditioner..	16 Puffy Cloud 	17 Water Cycle Craft 	Letter of the Week: Yy Sight Word: can
Spring/Easter	20 Easter Greeting Card 	21 Compound Words Children will find the two words that make the compound word.	22 Kite Craft 	23 Easter Bunny 	24 Line the Number from 20-50 As a group children will work together to organize the numbers to 20-50. Then practice writing the numbers	Letter of the Week Zz Sight Word: for
Wetland/Ponds	27 Alligator Craft Children will cut the alligator body and glue several triangles on the mouth to represent the teeth.	28 Life Cycle of a Frog We will be learning the stages for frog life cycle.	29 Turtle Craft 	30 Duck Paper Plate 	31 Cattails Cotton Painting 	Letter of the Week: Aa Sight Word: the